



Update on GDOT Districts

State Transportation Board
Committee of the Whole

Mike Dover, P.E.
Deputy Commissioner
July 17, 2019

Emergency Response/Special Events



GDOT Maintenance Forces



Emergency Response

SR 11 Lumpkin County



Emergency Response

Clayton County SR 3 Tara Blvd



Routine Maintenance Completed Activities for FY19

- ❖ Crack Filling of Pavements – 663 lane miles
- ❖ Strip Seal of Pavement – 325,055 square yards
- ❖ Chip Seal – 11.2 lane miles
- ❖ Shoulder Clipping – 7,910 shoulder miles
- ❖ Shoulder Building/Repair – 810 shoulder miles
- ❖ Brush and Tree Cutting – 266,393 person hours
- ❖ Litter Patrol – 130,703 person hours
- ❖ Minor Sign Replace/Repair – 69,679 each
- ❖ Clean/Restore Ditches – 102.2 linear miles

GDOT Maintenance Forces

D4 Ditch Cleaning – US 319 Colquitt



D4 2FT Shoulder Paving



Shoulder Clipping



SR 27 Wayne County

Shoulder Building

D5 – SR 121 Evans County

(Before)



(After)



GDOT Maintenance Forces

D6 RPM Crew

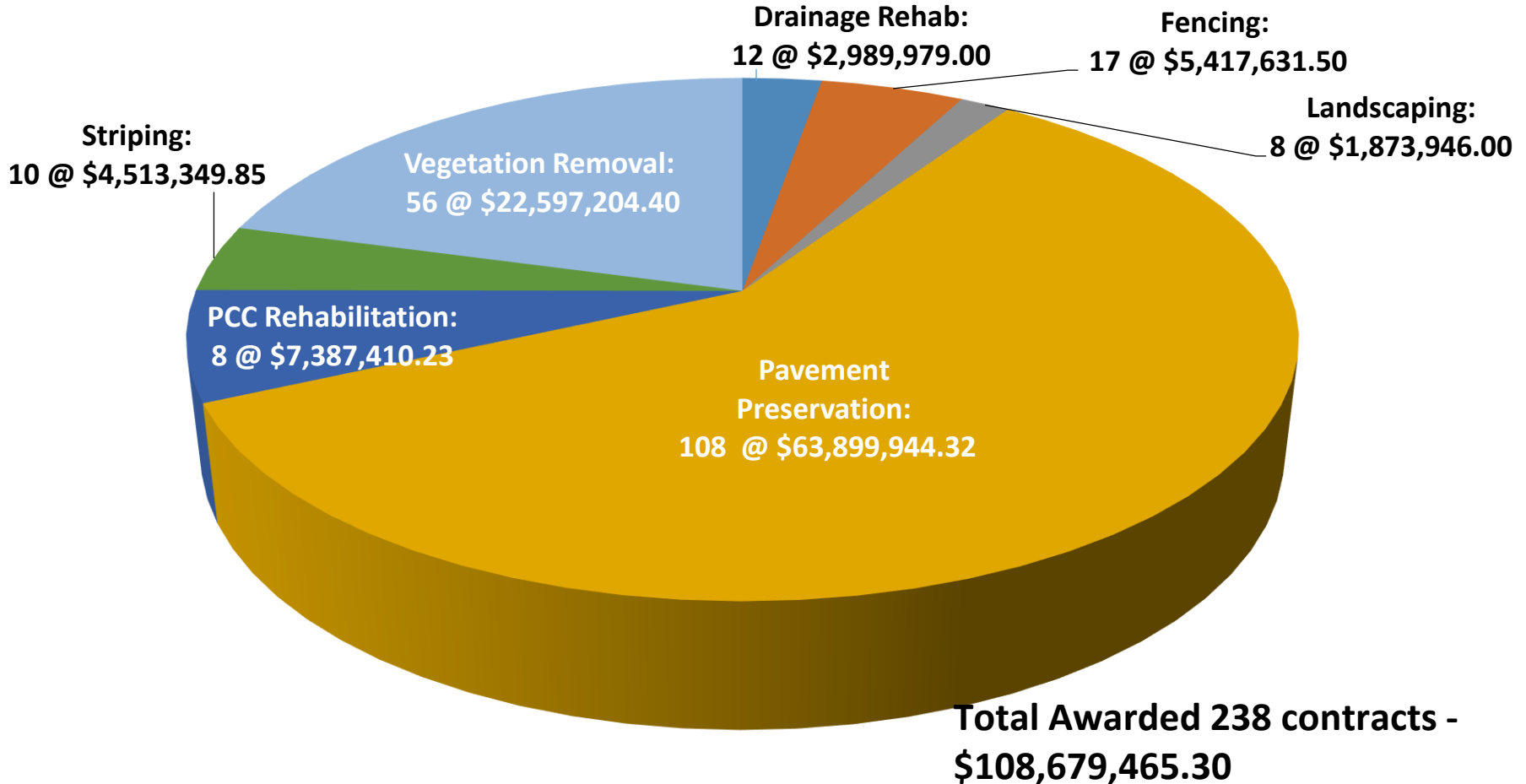


D3 Guardrail Repair



ITBs By the Numbers

\$\$ Per Category - FY 2019



ITB Work Performed

I-75 Bartow County Vegetation Removal



ITB Work Performed

D4 Shortline Striping – US 319 Thomas County



ITB Work Performed

SR 17 Jenkins Patching ITB

(Before)



(After)



State Line Landscape

I-85/South Carolina State Line

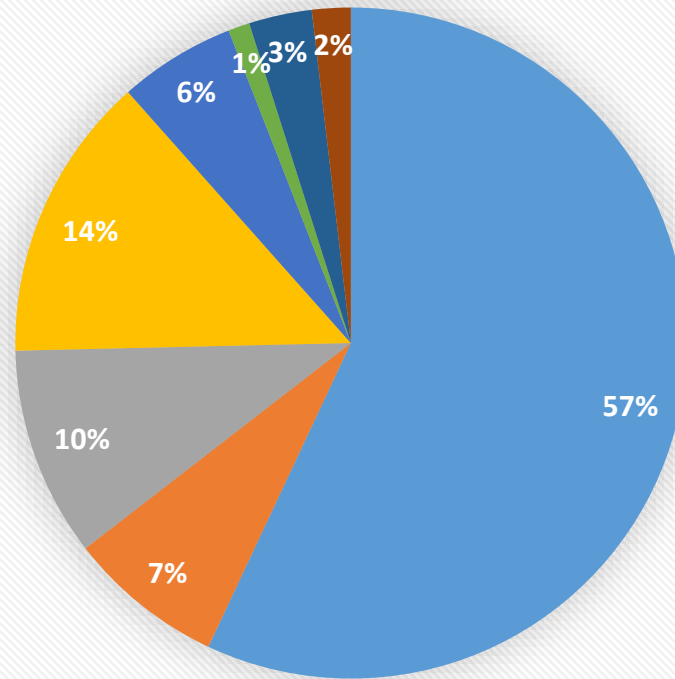


CDL Program



Quick Response

FY 2019 Quick Response Projects by Type



- Turn Lanes
- Signal/ITS
- Signaling and Marking
- Interstate Ramps
- Intersection Improvements
- Median
- R-Cut
- Roadway Re-alignment

Quick Response

Columbia County Right Turn
Lane SR 10 at Old Louisville Rd



Laurens County Left Turn Lane SR 26
at Lancaster Rd



Quick Response

Fayette County R-Cut SR 74 at Lexington
Pass



Ware County SR 4 at SR 520 Offset Right
Turn Lane




LMIG

- ❖ FY 2019-\$172,050,000
- ❖ FY 2020 \$187,586,631
- ❖ FY 2020 LMIG - 9% increase from 2019
(Increase of 57% since the passing of HB 170)
- ❖ 561 Local Government LMIG Payments in FY 2019

FY 2020 Online LMIG


DRAFT LMIG FORMS

Grant Number	Fiscal Year	County	City	Status	Created By	Created Date	
LMIG-2019-18	2020	Bartow	Cartersville	Draft	Tommy Sanders	Jul-05-2019 08:33 AM	X Delete
LMIG-2019-26	2020	Hart	(Unincorporat...	Draft	Terrell Partain	Jul-05-2019 09:54 AM	X Delete
LMIG-2019-14	2020	Treutlen	Soperton	Draft	THOMAS SHEPARD	Jul-04-2019 09:02 AM	X Delete
LMIG-2019-4	2020	Terrell	Sasser	Draft	Shentoria Baisden	Jul-03-2019 12:11 PM	X Delete
LMIG-2019-2	2020	Wilcox	(Unincorporat...	Draft	Paula Ball	Jul-03-2019 11:10 AM	X Delete


 5 items per page 1 - 5 of 9 items

SUBMITTED LMIG FORMS

Grant Number	Fiscal Year	County	City	Status	Submitted By	Submitted Date
▶ LMIG-2019-6	2020	Gwinnett	Berkeley Lake	Processing	Tom Rozier	Jul-03-2019 02:43 PM


 5 items per page 1 - 1 of 1 items

Questions

FY2019 – Year in Review

Division of Construction

Marc Mastronardi, P.E., Director

Office of Construction, Office of Materials & Testing, and Office of Bidding Administration

- Let 285 projects to contract for a value of \$1.3B
- 280 projects opened to traffic with a contract value of \$1.196B
- Continued implementation of e-Construction
- Held Project Engineers Academy



Noteworthy FY19 OMAT Accomplishments

e-Construction

- All Pavement Design Packages, Pavement Evaluations, and Pavement Type Selections are reviewed, signed, approved, and distributed electronically
- All Materials Certificates are reviewed, signed, approved, and distributed electronically
- All Internal Purchase Requests are handled electronically
- OMAT is leading implementation of DocuSign Signature Appliance to bring verifiable electronic signatures/certificates into a Windows environment. Multiple other software will be integrated with DocuSign.

Noteworthy FY19 OMAT Accomplishments

- All GDOT laboratory facilities were evaluated by AASHTO and granted continued accreditation.
- Added two new pieces of non-destructive testing equipment to aid in void detection and steel cover verification.
- Analyzed over 4 million tons of asphalt and in excess of 675,000 cubic yards of concrete in FY19.



FY2019 – Year in Review

Hiral Patel, P.E.
Director of Engineering

FY2019 - Year in Review

Division of Engineering

In house projects < 20%

23 CFR 172:
“contracting agency shall
prepare a detailed independent
estimate”

Maintains ability to respond
effectively in case of
emergency

**In-house expertise
provides...**

Provides a general
framework for design
contracts to protect the
department’s interest.

Consistent Quality

FY2019 – Year in Review

Division of Engineering

Roadway and District Design Delivery:

- 8 Concept Reports
- 20 Preliminary Plans
- 19 Right of Way Plans
- 17 Final Plan
- Provide estimates & review of the design consultant's proposal



FY2019 - Year in Review

Division of Engineering: Office of Roadway Design

Culture of Innovation, Collaboration, & Continuous Improvement

- Formed an Innovation and Collaboration Group
- Practical Design
- 3D design



FY2019 – Year in Review

Division of Engineering

Bridge Design & Maintenance Delivery:

- Let bridge rehabilitation/preservation projects totaling: \$50,702,701
(22 projects and maintaining 90 bridges)
- Let bridge replacement projects totaling: \$249,260,532
(36 projects replacing 42 bridges)
- 11 Low Impact Bridge Projects Let in FY 19
- Total 93 Bridges in LOCBR – Local Bridge Program
- Performed 8,364 bridge inspections
- Hurricane Michael: Inspected 69 Bridges

Bridge Office: Culture of Innovation & Collaboration

- Purchased InspectX – Next generation of Field Data Collection
- Exploring use of drone for Bridge inventory & inspection

US 25 / Altamaha River – Typical Bridge Inspection Photo



Bridge Office: Culture of Innovation & Collaboration

Accelerated Bridge Construction:

- Elliott Road over Walnut Creek, Henry County
 - Closed April 8th - Opened May 23rd: 45 Days



Office of Design Policy & Support

- 120 project Concept Reports approved
- 175 Review of Lighting plan submittals
- 15 Lighting Agreements with Local Governments
- 6 projects completed Photogrammetric Mapping
- 13 Special Drainage Studies completed statewide (flooding);
- Municipal Separate Storm Sewer System (MS4) compliance :
 - 470 miles mapped and inspected drainage structures
 - 22 training courses delivered
 - 79 compliance Reports were sent to EPD



FY2019 – Year in Review

Division of Engineering

Office of Right-Of-Way (ROW)

- Authorized \$235M in ROW phase
- Acquired 2,672 parcels
- Conducted 4 Consultant Training Courses
- Assisted locals with the federal ROW process and reimbursed \$12.81M acquiring 620 parcels
- Disposed of 79 parcels - \$6.41 M

Making it better...

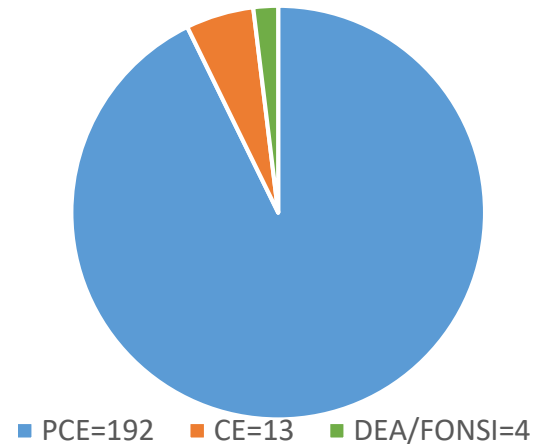
Submitted a Special Experimental Project requests to FHWA & working on a pilot study to improve relocation payment options.

Environmental Services- Delivery

- 209 NEPA Documents completed
- 192 of these were processed under FHWA & GDOT Programmatic Agreement
- 92% of all GDOT environmental documents required no FHWA approval



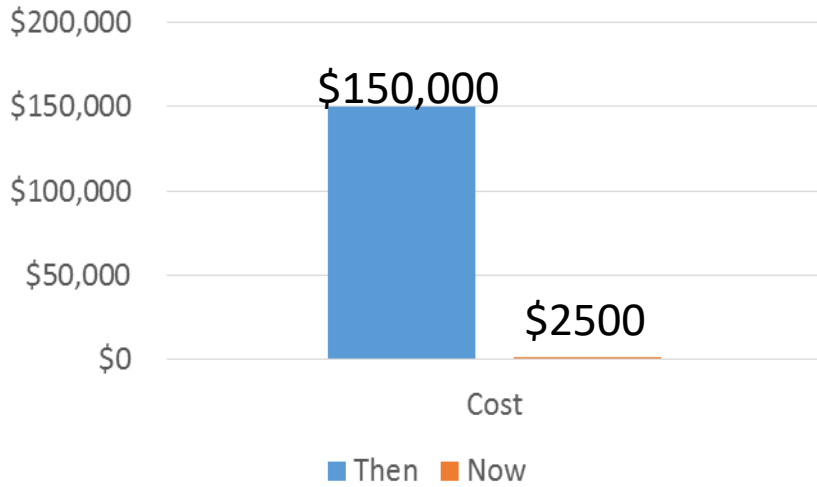
FY 2019 Environmental Documents



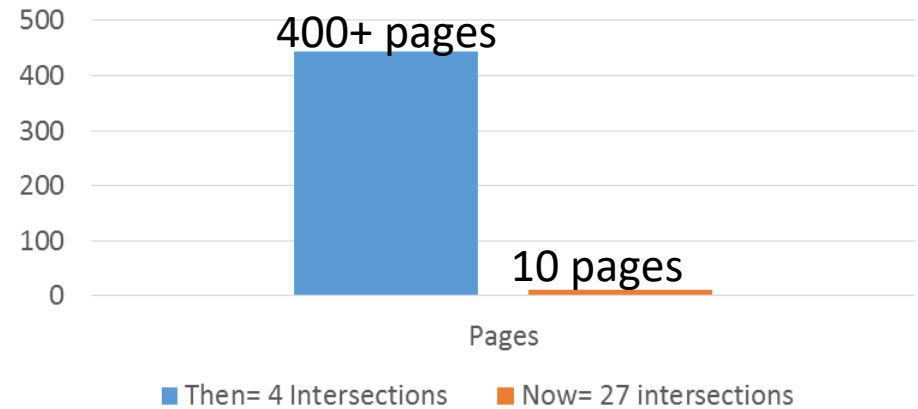
OES: Culture of Innovation & Collaboration

MOU with SHPO

Cost for 20 Intersections




History Reports



Inter Agency Office of Environmental Quality


- * All invited agencies are participating
- Positive feedback received from all participating agencies
- 11 Agency Liaisons have started working at OGC
- At least 17 projects and 12 programmatic efforts have benefited in first few months



FY 2019: GDOT received Two National Awards!!

OES & IOEQ

- For an unique partnership GDOT, Agencies and other member groups of the **Georgia Plant Conservation Alliance**:



FHWA's award announcement letter to GDOT states that, "Transportation projects are expeditiously delivered with innovative and effective Environmental Stewardship".



2019 Environmental Excellence Award



2019 Environmental Excellence Award



Division of Permits & Operations

John Hibbard, P.E., Director
FY19 Accomplishments



State Utilities Office

Patrick Allen PE, State Utilities Engineer

- Over 7,400 utility permits approved; 4 day turnaround
- Only 3 utility related construction time extensions (revised target < 5 per year)
- 90% on-time utility certifications (agreements prior to construction)
- Reduction in total crashes at highway-rail grade crossings



Office of Transportation Data

- New State Highway Map Design
- Federal Reporting Consistently Met
Highway Performance Monitoring System (HPMS)
- Industry Outreach

SAVE THE DATE

Event will Feature:

- Student map competition
- Presentations from GIS professionals
- GDOT showcase
- Industry vendors



GIS DAY
NOVEMBER 6, 2019
Hosted by GDOT Office of Transportation Data

GDOT
Georgia Department of Transportation

For more information please contact:
OTDCustomerService@dot.ga.gov



Georgia

2019-2020

**Eric Conklin, State
Transportation Data
Administrator**

State Maintenance Office

Andy Doyle PE, State Maintenance Engineer

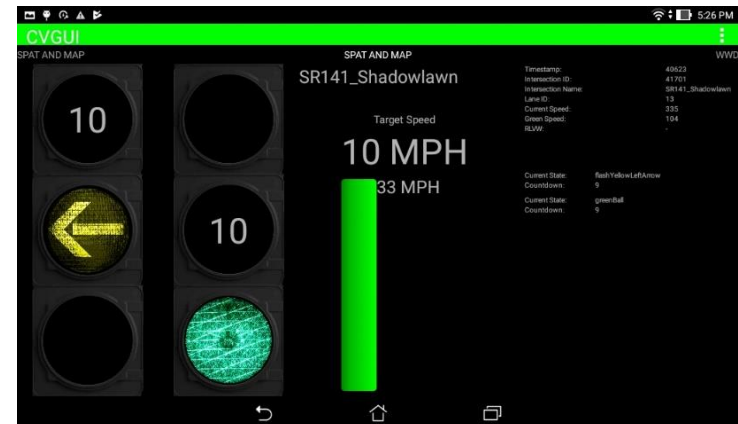
- \$516 Million in capital maintenance projects delivered
- Roll out of a new pavement evaluation system
- Emergency Response/Management
 - Hurricane Michael
 - FEMA
- Continued support of District Maintenance efforts



Office of Traffic Operations

Andrew Heath PE, State Traffic Engineer

- Opened Northwest Corridor
Reverses twice a day
- Super Bowl Traffic Management: RTOP
Tremendous partnerships with law enforcement, great media coverage
- Connected Vehicle Deployment
Leading the Nation in Deployment
Won ATCMTD Grant
- 25th HERO anniversary
Over 100,000 incidents managed
- Public outreach across ALL platforms:
22,554,791





FY2019 – Year in Review

Albert V. Shelby, III

Director of Program Delivery



FY2019 – Year in Review

Division of Program Delivery

Office of Program Delivery (OPD) – Kim Nesbitt

Office of Program Control (OPC) – Bobby Hilliard, P.E.

The Division of Program Delivery had the following Strategic Goals for FY 2019

- Letting Projects on Schedule
- Eliminating Process Inefficiencies
- Public Involvement Upgrades
- Risk Management
- Resource Management
- Knowledge Retention

FY2019 – Year in Review

Division of Program Delivery

Letting Projects on Schedule

- For FY 2019, OPC actively tracked the lettings for 326 projects totaling \$1.36B
- For FY 2019, OPC processed 296 schedules through both Schedule Review Meetings (224 projects) and State Scheduler approval (72)

Eliminating Process Inefficiencies

- Project Change Request Forms (PCRFs) – Schedule Revisions
 - OPD generated 61 schedule revisions that OPC processed in FY 2019
- Monthly Let Status Reviews and ROW Status Reviews

FY2019 – Year in Review

Division of Program Delivery

Public Involvement Upgrades

- 4 Virtual PIOH pilots initiated for implementation in calendar year 2019
- PIOH format pilot
- Spreadsheets of project status to local governments



FY2019 – Year in Review

Division of Program Delivery

Risk Management

- Updated the Consultant Acquisition List 7 times in FY 2019
- OPD completed 52 compliance checks of the locals in FY 2019
- OPC completed 23 audits of the local governments in FY 2019

Resource Management

- Procured and managed 895 contracts worth over \$484M

FY2019 – Year in Review

Division of Program Delivery

Knowledge Retention

- OPC completed 6 LAP and 6 PDP training sessions in FY 2019
- Incorporated Hear Every Voice training into the PDP class
- 14 newsletters were published in FY 2019 that go to internal and external entities for new policies, procedures, etc.
- OPC published a revised PDP Manual and associated flowcharts

Questions?